

# AUGERS|ST

SKID STEER LOADERS SSL | COMPACT TRACK LOADERS | COMPACT WHEEL LOADERS  
COMPACT BACKHOE LOADERS | TELEHANDLERS  
BACKHOE LOADERS | EXCAVATORS

POWERATTACHMENTS  
**TDI**  
www.tdimentos.com



Augers, suitable to do holes in fencing duties, road signs, light and utility poles, foundations and many other applications that requires vertical drilling.

## FEATURES

- Rotors with high torque output and power through planetary gearbox.
- Transmission with in-line design.
- Round output shaft.
- 3 years warranty.
- The basic auger set consist in: rotor, auger, mounting bracket & hydraulic hoses.

## OPTIONS


- Auger bits from Ø152mm to Ø914mm and 600mm and 1000mm extensions.
- Replacement teeth.
- Attach frame for telehandlers, backhoe-loaders and wheel loaders. ETHBLWL.



# AUGERS|ST





SKID STEER LOADERS SSL | COMPACT TRACK LOADERS | COMPACT WHEEL LOADERS  
 COMPACT BACKHOE LOADERS | TELEHANDLERS  
 BACKHOE LOADERS | EXCAVATORS

MODEL		ST-1000R	ST-1500R	ST-2000R	ST-2500R
RECOMMENDED FLOW	lpm	23 ~ 57	38 ~ 95	57 ~ 114	76 ~ 133
MAXIMUM PRESSURE	bar	242	242	242	224
OUTPUT SPEED	lpm rpm	30   48 57   90	45   47 76   78	57   46 95   77	76   48 114   72
OUTPUT TORQUE	bar nm	172   1727 242   2417	172   2678 242   3753	172   3364 242   4710	172   4317 224   5613
MAXIMUM AUGER Ø	mm	610	762	914	914
ROTOR DIAMETER	mm	260	260	260	260
OUTPUT SHAFT Ø	mm	65	65	65	65
WEIGHT	kg	65	65	65	70

AUGER BITS		STUMP PLANER		EXTENSIONS	
Shown: BS-0012				Shown: EX-0600	
		MODEL	SPA-300	MODEL	EX-0600 EX-1000
FEATURES		DIAMETER	mm 305	LENGHT	mm 600 1000
• Reinforced augers bits for applications in the construction, industry, gardening...		LENGHT	mm 585	WEIGHT	kg 17 28
		WEIGHT	kg 30		

MODEL		BS-0006	BS-0009	BS-0012	BS-0015	BS-0018	BS-0020	BS-0024	BS-0030	BS-0036
DIAMETER	mm	152	229	305	381	457	508	610	762	914
LENGHT	mm	1170	1170	1220	1220	1220	1220	1220	1220	1220
TEETH	#	2+1	4+1	4+1	5+1	6+1	6+1	8+1	10+1	12+1
WEIGHT	kg	28	42	45	54	68	80	92	125	173

MOUNTING FRAMES, HITCHES & HOSES			
EA-1SSL	EA-1EXC	EA-1WLD	LH-1SSL
			
<b>FEATURES</b> • ISO SSL attach frame. • Weight: 50 kg.	<b>FEATURES</b> • Single pin hitch to boom. • Weight: 10 > 20 kg.	<b>FEATURES</b> • Welding auger hitch. • Weight: 10 kg.	<b>FEATURES</b> • Hoses and hyd. couplings. • Weight: 5 kg.

REPLACEMENT TEETH			
DB-S001	DB-S011	DB-S002	DB-S022
			
<b>FEATURES</b> • Standard lateral tooth. • Weight: 0.2 kg.	<b>FEATURES</b> • Hardfaced lateral tooth. • Weight: 0.3 kg.	<b>FEATURES</b> • Standard central tooth. • Weight: 2.3 kg.	<b>FEATURES</b> • Hardfaced central tooth. • Weight: 2.5 kg.